

CLICK ON  
**SOCIAL STUDIES**



1

GRADE



# Work Book 1

# CLICK ON SOCIAL STUDIES



**Author**

LKD Authoring Team

**Editor**

LKD Authoring Team



*Click on Social Studies **Work Book 1***



## **2022 LKD Educational Resources**

*Published by LKD Educational Resources*

*Amman - Jordan*

*Tel : +962 6 5374141*

*Fax : +962 6 5516404*

*P.O.Box : 851346*

*Email : [info@lkd.com.jo](mailto:info@lkd.com.jo)*

*Website : [www.lkd.com.jo](http://www.lkd.com.jo)*

**ISBN: 978-9923-781-17-3**



# CONTENTS



## Unit 1 Living Together

- LESSON 1 My family
- LESSON 2 We all belong to families
- LESSON 3 My neighborhood
- LESSON 4 People in my neighborhood



## Unit 2 We Make Rules

- LESSON 1 Rules
- LESSON 2 Rules are everywhere



## Unit 3 Where Are We?

- LESSON 1 What is a map
- LESSON 2 The globe
- LESSON 3 Directions
- LESSON 4 Symbols



## Unit 4 Where Do We Live?

- LESSON 1 Seven continents five oceans
- LESSON 2 Earth's features
- LESSON 3 Natural resources
- LESSON 4 Weather





## Unit 5 What Do We Need?

- LESSON 1 Needs and wants
- LESSON 2 Goods we buy
- LESSON 3 Services
- LESSON 4 Exploring currency
- LESSON 5 Saving money



## Unit 6 Changes Through Time

- LESSON 1 Growing and changing
- LESSON 2 Past and now
- LESSON 3 The early man



## Unit 7 Being Respectful

- LESSON 1 How to be respectful
- LESSON 2 Telling the truth
- LESSON 3 Common good





# GOOD LEARNER

“ Ask to learn ”



“ Cooperate with others ”

“ Use your senses to explore ”



“ Respect others ”



**Unit**

**1**

# Living Together



## Lesson 1: My family


- 1** Draw a picture of your family in the box below, then color the picture.





**2** Fill in the blank spaces.

- My name is .....
- I am ..... years old.
- I am in grade .....
- I live in .....
- ..... are members of my family.



## Lesson 2: We all belong to families

1 Match each word with the correct picture.

My sister

My grandmother

My brother


Father

My grandfather

Mother



- 2** Make your own family album by pasting a picture for each member of your family in the frames below.



## Lesson 3: My neighborhood

### 1 Match the sentence with the picture below.

1. The place where I buy food to eat is a



.....

2. The place where I go to pray is a

.....

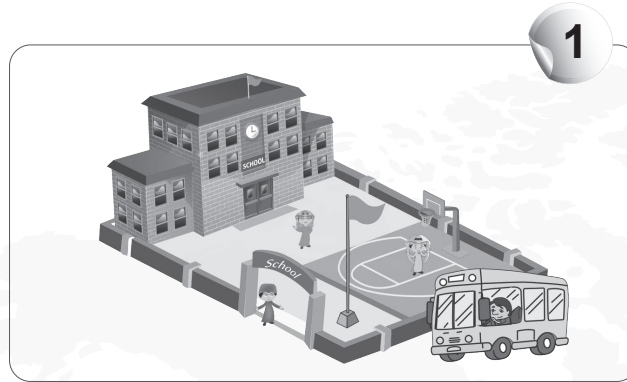
3. The place where I play with my friends is a

.....

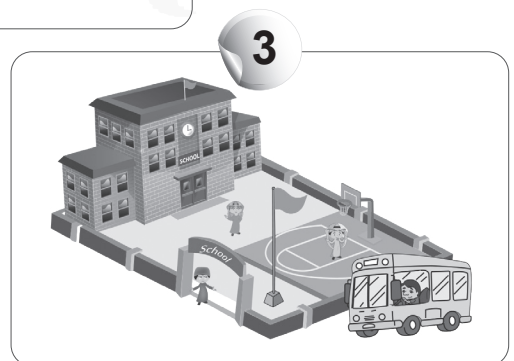
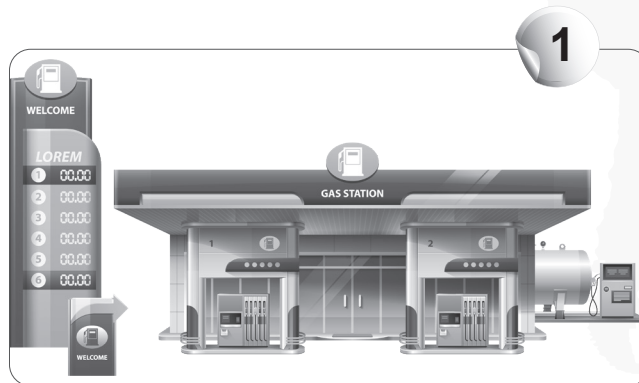


## 2 Circle the number which matches with the correct picture.

A. We buy bread from .....



B. My father fills his car with fuel at .....



## Lesson 4: People in my neighborhood

- 1 Match each sentence with two correct pictures below.

Keep community members safe.

Keep people healthy.



**2** Fill in the blank spaces with a suitable occupation from the pictures below.

a. If you lose something, a .....  
can help you.

b. If there is a fire, you ask for help from a  
.....


c. A ..... drives people from one  
place to another.

d. A ..... collects the garbage  
to keep the neighborhood clean.


1



2



3



4



PUBLISHED BY



[www.lkd.com.jo](http://www.lkd.com.jo)